

P-SERIES LTD





DISCOVER THE ROAD LESS TRAVELLED



BLAZE YOUR OWN TRAIL

Get ready for the ultimate off-road adventure in the new, limited edition GWM P-SERIES DOUBLE CAB LTD pickup. The LTD boasts peak off-road performance, along with the comfort and luxurious styling this range is known for.



KING OF THE OFF-ROAD!


Get ready for a whole new level of off-road prowess

OFF-ROAD MASTERY MADE EASY



Take on the roughest of trails confidently in the new P-SERIES LTD, as All Terrain Driving Mode seamlessly transitions between 2H, 4H, Snow, Mud, Sand and 4L settings.

The LTD also features Front & Rear Diff Lock – and if you need to repeat a certain setting later, Drive Mode Memory conveniently remembers it for you.



TERRAIN-TAMING TECH

Tight corners are easily navigated with the Off-Road Trail Turn Assist, which reduces your turning diameter by 3 metres. The Off-road Cruise Control automatically regulates the engine and brakes to keep the vehicle's speed constant and low.



MORE CONTROL ...
BUT ONLY WHEN YOU WANT IT.



The new P-SERIES LTD is packed with the latest technology to help you overcome the toughest off-road situations – but if you're up for a challenge, there's always Cross Country Expert Mode. Engage it to switch off most of the electronic assistance, allowing you to show what you can do.



THE FULL OFF-ROAD PACKAGE

The new P-SERIES LTD features loads of off-road extras - a complete turn-key package for weekend adventures and exploring the road less travelled!



Snorkel: ensuring optimal air intake by providing clean air on dirt roads, keeping the air filter clean and improving performance – especially when driving through shallow water.



Steel Front & Rear Bumpers: protecting your pickup and enhancing the durability for the hard yards of off-road driving.



Front Winch: the 4.2-tonnes concealed winch is an essential for getting you (and others) out of sticky situations.



Thermal Management Mode: helps prevent overheating on your off-road adventures.

Power Interfaces: 300 Watt 12V in the engine compartment, providing power for auxiliary equipment like air compressors and more, PLUS a 120 Watt 220V interface conveniently positioned close to the trailer hitch.

SAFETY

The well-being of your precious passengers comes first in the new LTD, with state-of-the-art passive and active measures ensuring their safety.

FEATURES

The GWM P-Series LTD Double Cab has been designed to impress, with features that make this off-road warrior stand tall above the rest.

INNOVATION

Engineered for optimal off-road performance, the new LTD is brimming with innovative technology, granting you mastery over the toughest terrain.


STYLE UPGRADES

The GWM P-SERIES LTD features striking design upgrades, including **18 inch Gloss-Black Sports Alloys**, **All-Terrain Cooper Tyres**, a **Black Sports Bar** and **Black Roof Rails**.



MUSCLE

Packing a 400 Nm, 120 kW punch, this pickup has more than enough muscle to tackle the steepest and wildest of off-road trails.



PERFORMANCE

With the new LTD you get instant, effortless acceleration, compliments of smooth meshing between the responsive ZF 8AT gearbox and the powerful diesel engine.



CONSTRUCTION

The GWM P-Series LTD's high-strength ladder frame and armour body design are constructed with passenger safety and advanced off-road performance in mind.

SEEING IS BELIEVING

To help observe your surroundings and avoid cross collisions, the GWM P-SERIES LTD Double Cab has four High-Definition Cameras that project 360 degree views and Rear Cross Traffic Alert, giving you full confidence and extra peace of mind.



LED HEADLAMPS & DAYTIME RUNNING LAMPS

LED Headlamps provide clear visibility in low light conditions, making night-time off-road driving easier and safer. The attractive taillights also feature LED technology for better illumination.

Daytime Running Lamps also assist with illuminating surrounding objects and vehicles in low-light conditions, as well as contributing to your safety by making your vehicle more visible.



FROM STRENGTH TO STRENGTH

Once behind the wheel of the LTD, you'll immediately feel the impressive power at your disposal. With its rugged construction and dedicated off-road systems, the LTD is ready for anything nature can throw at it!





CONNECT INTELLIGENTLY

Stay connected and charged wherever you venture with the high-tech 9" Touchscreen with Voice Recognition, Android Auto, Apple CarPlay® and Wireless Charging for your convenience.

YOU'RE IN SAFE HANDS

Your only concern should be your next adventure – leave the safety to us. Your new LTD comes with 7 Airbags, Up/Downhill Assist Control and Vehicle Stability Control – giving you absolute peace of mind, no matter how testing the trail.






CLASSY COMFORT

Rough terrain?
Doesn't mean the ride has to be. Relax in luxurious, SUV-like comfort in the new LTD: soft-touch finishes, bronze dash inserts and cross-stitch-pattern side panels.





ACCESSIBILITY

The Retractable Rear Step makes getting in and out of the load bin easy and efficient. For extra value and accessibility, your P-SERIES LTD also boasts a Dampened Tailgate and Drop-In Bedliner.

INNOVATIVE SAFETY TECHNOLOGY

LANE SUPPORT SYSTEM

This is a high-tech safety system that includes Lane Departure Warning (LDW), Lane Keeping Assist (LKA) and Lane Centre Keeping (LCK). They all work together to prevent you from unintentionally drifting out of your lane.

LANE DEPARTURE WARNING

The LDW system is a passive safety feature that alerts you when your pickup is approaching or crossing a lane without an indicator active.

LANE KEEPING ASSIST

Lane Keeping Assist actively steers your pickup back into its lane or activates the brakes to avoid collision.

LANE CENTRE KEEPING

LCK is a safety system that keeps your pickup centred in its lane, even at highway speeds.

AUTONOMOUS EMERGENCY BRAKING (AEB)

The AEB system automatically detects obstacles and activates the brakes, helping you avoid collisions.

REAR CROSS TRAFFIC ALERT

With the use of radar sensors on the pickup, the Rear Cross Traffic Alert prevents you from reversing into cars by alerting you when vehicles are detected behind you.

TRAFFIC SIGN RECOGNITION

Helps you identify road signs such as stop and yield, increasing awareness and safety.

ADAPTIVE CRUISE CONTROL (ACC)

ACC automatically adjusts the vehicle speed to maintain a safe following distance.



120 WATT 220V INTERIOR POWER OUTLET.



AUTO-DIMMING MIRROR & DASHCAM POWER OUTLET.



SMART KEYLESS ENTRY & PUSH START BUTTON.

GRADE: LTD

CABIN TYPE: Double Cab: Passenger

SPECIFICATIONS:

Engine – 2.0 L Turbo Diesel

Max Power – 120 kW at 3 600 R / min

Max Torque – 400 Nm at 1 500 – 2 500 R / min

Transmission – 8AT

Drivetrain – 4WD



CHASSIS & STEERING	
Front Suspension: Double Wishbone	•
Rear Suspension: Leaf Spring Rigid Axle	•
Electric Power-Steering	•
Disc Brake - Rear	•
EXTERIOR SPEC	
265 / 65 R 18 Gloss Black Sports Alloy Rim	•
All-Terrain Tyre	•
Body-Colour-Coded Handle & Mirrors	•
Black Sports Bar	•
Plastic Bedliner	•
Tailgate Step	•
Easy-Lift Tailgate	•
Off-Road Steel Front & Rear Bumper	•
Off-Road Wheel Arches	•
Black Roof Rail	•
Snorkel	•
Front Winch	•
12V Accessory Connector (Engine Bay – 300 Watt)	•
Towbar Ready (Towball excluded)	•
INTERIOR SPEC	
220V Power Outlet	•
Manual Tilt Telescopic Steering Adjustment	•
Leather Steering Wheel	•
DRIVING DYNAMICS	
4WD System (Non-TOD)	•
Driving Mode - All Terrain: 2H, 4H, Snow, Mud, Sand & 4L	•
Cross-Country Expert Mode	•
Drive Mode Memory	•

DRIVING DYNAMICS cont.	
Front, Centre and Rear Diff-Lock	•
Off-Road Cruise-Control	•
Off-Road Trail Turn-Assist	•
Off-Road Thermal Management Mode	•
Adjustable Steering Sensitivity	•
Electronic Parking Brake	•
Dynamic Steering Torque	•
SEATING	
Electric & 6-Way Driver Adjustable	•
Electric & 4-Way Passenger Adjustable	•
Seat Heating (Front)	•
TECHNOLOGICAL INTELLIGENCE & SAFETY	
Adaptive Cruise Control	•
Lane-Departure Warning, Lane-Keeping & Lane-Centre Keeping	•
Forward-Collision Warning & Auto Emergency Braking	•
Traffic-Sign Recognition	•
Bluetooth®	•
Wireless Charger	•
Voice Recognition	•
ACTIVE AND PASSIVE SAFETY	
ABS & Electronic Brake Distribution	•
Traction Control, Roll Over Mitigation & Brake-Assist System	•
Hill-Assist and Descent Control	•
360° Camera	•
Tyre Pressure Monitor System	•

ACTIVE AND PASSIVE SAFETY cont.	
Air Bag: Dual, Front Side, Curtain & Front Central	•
Smart Entry & Push Button Start	•
ISOFIX	•
SECURITY	
Engine Immobiliser	•
ENTERTAINMENT	
9" Colour Multi-Touch Screen with Bluetooth®	•
Apple CarPlay® & Android Auto	•
6 Speakers	•
WINDOWS, DOORS & MIRRORS	
Inside Rear View Mirror: Electric Antiglare	•
Outside Rearview Mirror: Electric Adjustable & Electric Fold	•
LIGHTING	
LED Head Lamps & Auto Off Function	•
Electric Height Adjustable Head Lamps	•
Rear Fog Lamps	•
AIR CONDITIONING	
Automatic Air Conditioning	•
Centre Rear Air Conditioning Duct	•
OTHERS	
Full-Size Steel Spare Tyre	•
WARRANTY	
Service Plan – 5 Year / 100 000 km	•
Service Intervals – 1st service at 5 000 km or 6 months, thereafter 10 000 km or 12 months	•
Warranty – 5 Year / 100 000 km	•
Roadside Assistance – Unlimited km	•

Specifications and equipment in this brochure are subject to change without notice. Some images may feature specific items that are not included as standard, but can be obtained at additional cost. Colours displayed on your viewing device may be different from actual colours. Errors and omissions excepted. Vehicles may differ from images. Terms and conditions apply. Please contact your GWM retailer for exact information. Information contained herein was accurate at the time of publication – May 2023.

gwm.co.za